

N32G435x8/xB

Product Brief

N32G435 series uses 32-bit ARM Cortex-M4F core, maximum working frequency 108MHz, support floating point operation and DSP instructions, integrated up to 128KB embedded encryption Flash, 32KB SRAM, integrated with rich high-performance analog interface, Built-in one 12bit 5Mps ADC, two independent rail-to-rail operational amplifiers, two high-speed comparators, one 1Mps 12bit DAC, Integrated multi-channel U(S)ART, I2C, SPI, USB, CAN and other digital communication interfaces, built-in password algorithm hardware acceleration engine

Main features

- **CPU core**
 - 32-bit ARM Cortex-M4 core + FPU, single-cycle hardware multiply and divide instructions, support DSP instructions and MPU.
 - Built-in 2KB instruction Cache, support Flash acceleration unit execution program 0 wait
 - The highest frequency is 108MHz, 135DMIPS
- **Cryptographic memory**
 - Up to 128KByte in-chip Flash, support encrypted storage, partition management and data protection, support hardware ECC verification, 100,000 erasing times, 10 years of data retention
 - Up to 32KByte in-chip SRAM, including 24Kbyte SRAM1(Stop2 mode can be configured as retention) and 8 Kbyte SRAM2(both Standby and Stop2 modes can be configured as retention), supporting hardware parity check
- **Low power management**
 - Support Run, Sleep, LP Run, LP Sleep, Stop2, Standby mode
- **High-performance analog interface**
 - 1x 12bit 5Mps ADC, 12/10/8/6 bits configurable, up to 16 external single-ended input channels, supporting differential mode
 - Two rail-to-rail operational amplifiers with built-in programmable gain amplifier up to 32 times
 - Two high-speed analog comparators with built-in 64-level adjustable comparison reference, COMP1 supports STOP2 working in low power mode
 - 1x 12bit DAC, sampling rate 1Mps
 - Internal 2.048V independent reference voltage reference source
 - All analog interfaces support full voltage from 1.8 to 3.6V
- **The clock**
 - 4MHz~32MHz external high-speed crystal
 - 32.768KHz External low-speed crystal
 - Internal high-speed RC(HSI) 16MHz
 - Internal multi-speed RC(MSI) 100K~4MHz
 - Internal low-speed RC(LSI) 40KHz
 - Built-in high-speed PLL
 - Supports one clock output, which can be configured as low-speed or high-speed clock output
- **reset**
 - Support power on, brown-out, and external pin reset
 - Support watchdog reset, software reset

- **Support up to 52 GPIOs.**
- **Communication interface**
 - Five U(S)ART interfaces, including three USART interfaces (support 1xISO7816, 1xIrDA, LIN) and two UART interfaces
 - One LPUART, support STOP2 to wake up MCU in low power consumption state
 - Two SPI interfaces, the rate is up to 27 Mbps, support I2S communication
 - Two I2C interfaces, the rate is up to 1 MHz, which can be configured in master/slave mode and support dual address response in slave mode
 - One USB2.0 FS Device interface
 - One CAN 2.0A/B bus interface
- **One high-speed DMA controller, each controller supports 8 channels, channel source address and destination address can be configured arbitrarily**
- **RTC real-time clock, support leap year perpetual calendar, alarm event, periodic wake up, support internal and external clock calibration**
- **Timer counter**
 - Two 16bit advanced timer counters, support input capture, complementary output, quadrature encoding input, the highest control accuracy is 9.25ns, each timer has four independent channels, three of which support six-channel complementary PWM output
 - Five 16bit general purpose timer counters, each timer has 4 independent channels, support input capture/output comparison /PWM output
 - Two 16bit basic timer counters
 - One 16bit low power timer counter, support double pulse counting function, can work in STOP2 mode
 - 1x 24bit SysTick
 - 1x 7bit window Watchdog (WWDG)
 - 1x 12bit independent Watchdog (IWDG)
- **Programming method**
 - Support SWD/JTAG online debugging interface
 - Support UART and USB Bootloader
- **Security features**
 - Built-in cryptographic algorithm hardware acceleration engine
 - Support AES, DES, TDES, SHA1/224/256, SM1, SM3, SM4, and SM7 algorithms
 - Flash storage encryption, multi-user partition management (MMU)
 - TRNG true random number generator
 - CRC16/32 calculation
 - Support write protection (WRP), multiple read protection (RDP) levels (L0/L1/L2)
 - Support security start, program encryption download, security updates
 - Support external clock failure detection, tamper detection
- **96-bit UID and 128-bit UCID**
- **The working conditions**
 - Operating voltage range: 1.8V~3.6V

- Operating temperature range: -40°C ~ 105°C
- ESD: ± 4 KV (HBM model), ± 1 KV (CDM model)

● **Package**

- QFN28(4mm x 4mm)
- LQFP32(7mm x 7mm)
- LQFP48(7mm x 7mm)
- LQFP64(10mm x 10mm)
- LQFP64(7mm x 7mm)

● **Order model**

Type	Model
N32G435x8	N32G435G8Q7, N32G435K8L7, N32G435C8L7, N32G435R8L7
N32G435xB	N32G435KBL7, N32G435CBL7, N32G435GBQ7, N32G435RBL7 ⁽¹⁾ , N32G435RBL7-1 ⁽²⁾

Note :(1) LQFP64(10mm × 10mm)

(2) LQFP64(7mm × 7mm)

1 Ordering information

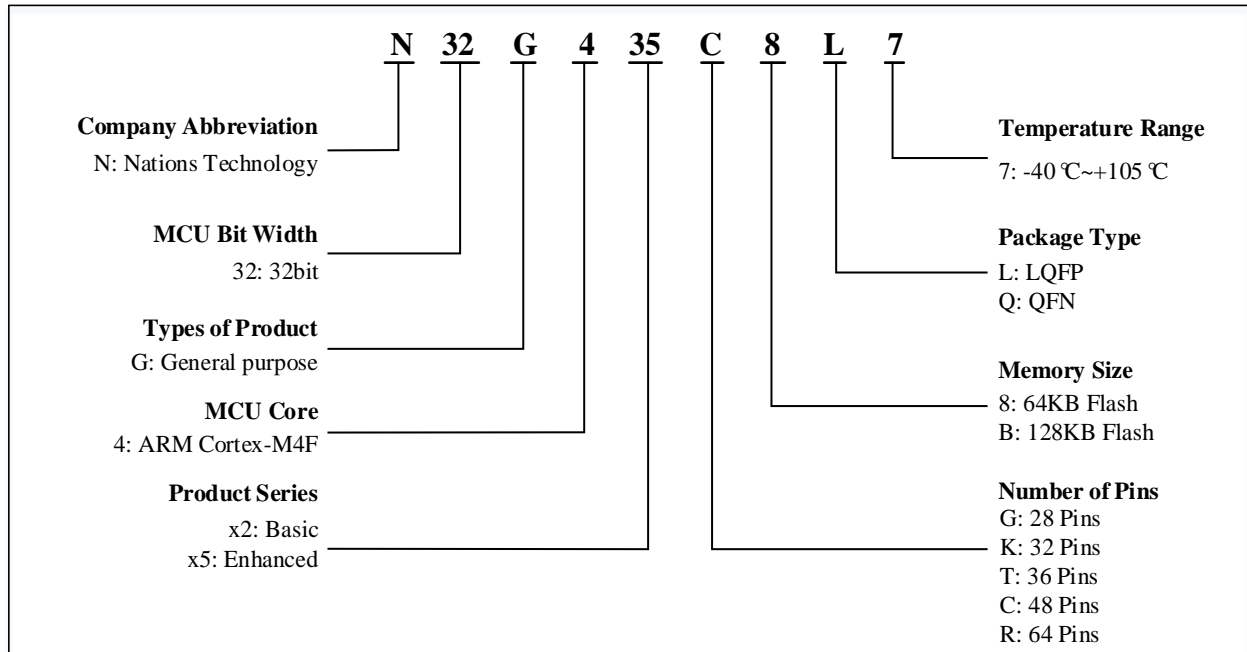


Table 1-1 N32G435 Series Ordering Code

Ordering code ⁽¹⁾	Package	Package size	Packaging ⁽²⁾	SPQ ⁽³⁾	Temperature range
N32G435G8Q7	QFN28	4mm * 4mm	Tray	490	-40℃ ~ 105℃
N32G435GBQ7	QFN28	4mm * 4mm	Tray	490	-40℃ ~ 105℃
N32G435K8L7	LQFP32	7mm * 7mm	Tray	250	-40℃ ~ 105℃
N32G435KBL7	LQFP32	7mm * 7mm	Tray	250	-40℃ ~ 105℃
N32G435C8L7	LQFP48	7mm * 7mm	Tray	250	-40℃ ~ 105℃
N32G435CBL7	LQFP48	7mm * 7mm	Tray	250	-40℃ ~ 105℃
N32G435R8L7	LQFP64	10mm * 10mm	Tray	160	-40℃ ~ 105℃
N32G435RBL7	LQFP64	10mm * 10mm	Tray	160	-40℃ ~ 105℃
N32G435RBL7-1	LQFP64	7mm * 7mm	Tray	250	-40℃ ~ 105℃

- For the latest detailed ordering information, please refer to the Selection Guide.
- The packaging provided is the basic packaging. If user has any other requirements, please contact Naitons.
- Minimum packaging quantity.

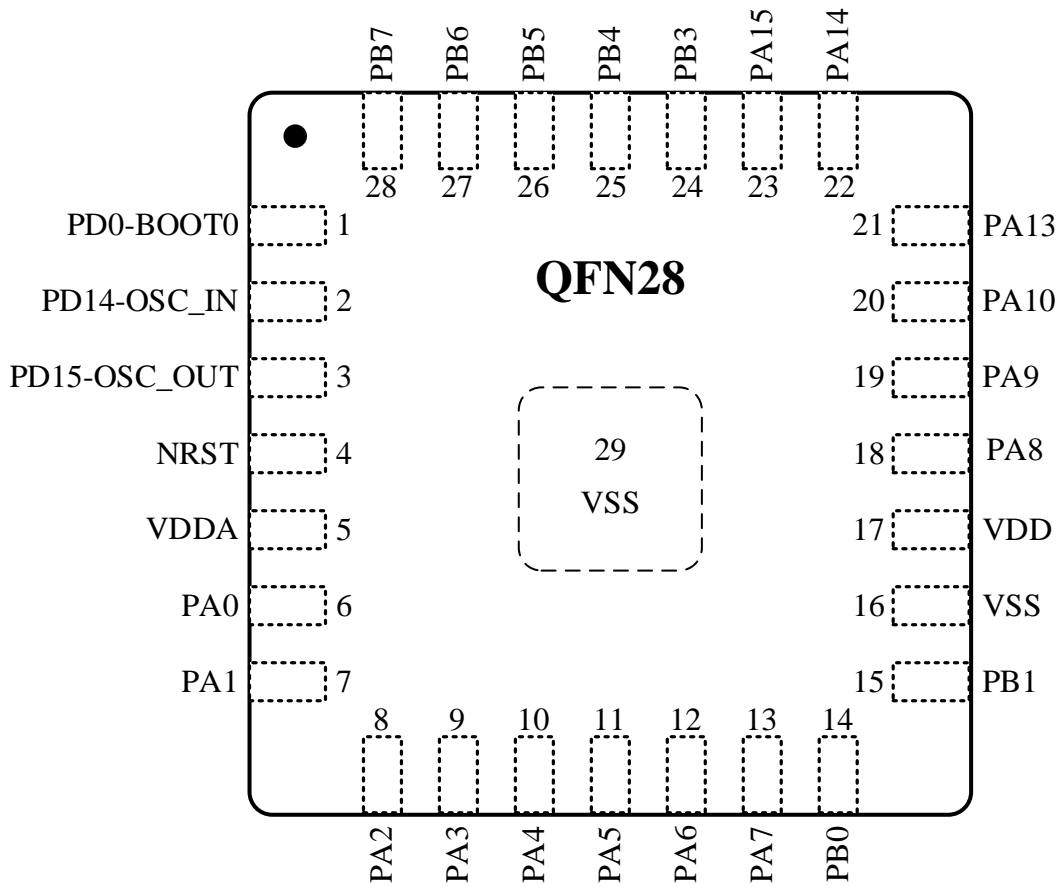
2 List of devices

Part Number		N32G435G8/B		N32G435K8/B		N32G435C8/B		N32G435R8/B	
Flash (KB)		64	128	64	128	64	128	64	128
SRAM (KB)		16	32	16	32	24	32	24	32
CPU frequency		ARM Cortex-M4 @ 108MHz, 135DMIPS							
Working environment		1.8~3.6V/-40~105℃							
Timer	General	5							
	Advanced	2							
	Basic	2							
	LPTIM	1							
Communication interface	SPI	1	2						
	I2S	1	2						
	I2C	2							
	UART	2							
	USART	2	2		3				
	LPUART	1							
	USB	不支持	1						
	CAN	不支持	1						
GPIO		24	26		38		52		
DMA		1x							
Number of Channels		8 Channel							
12bit ADC		1x						1x	
Number of channels		10 Channel						16 Channel	
12bit DAC		1x							
Number of channels		1 Channel							
OPAMP/COMP		2/2							
Algorithm support		DES/TDES, AES, SHA1/SHA224/SHA256 SM1, SM3, SM4, SM7, CRC16/CRC32, TRNG							
Security protection		Read-write protection (RDP/WRP), storage encryption, partition protection, secure boot							
Package		QFN28	LQFP32		LQFP48		LQFP64		

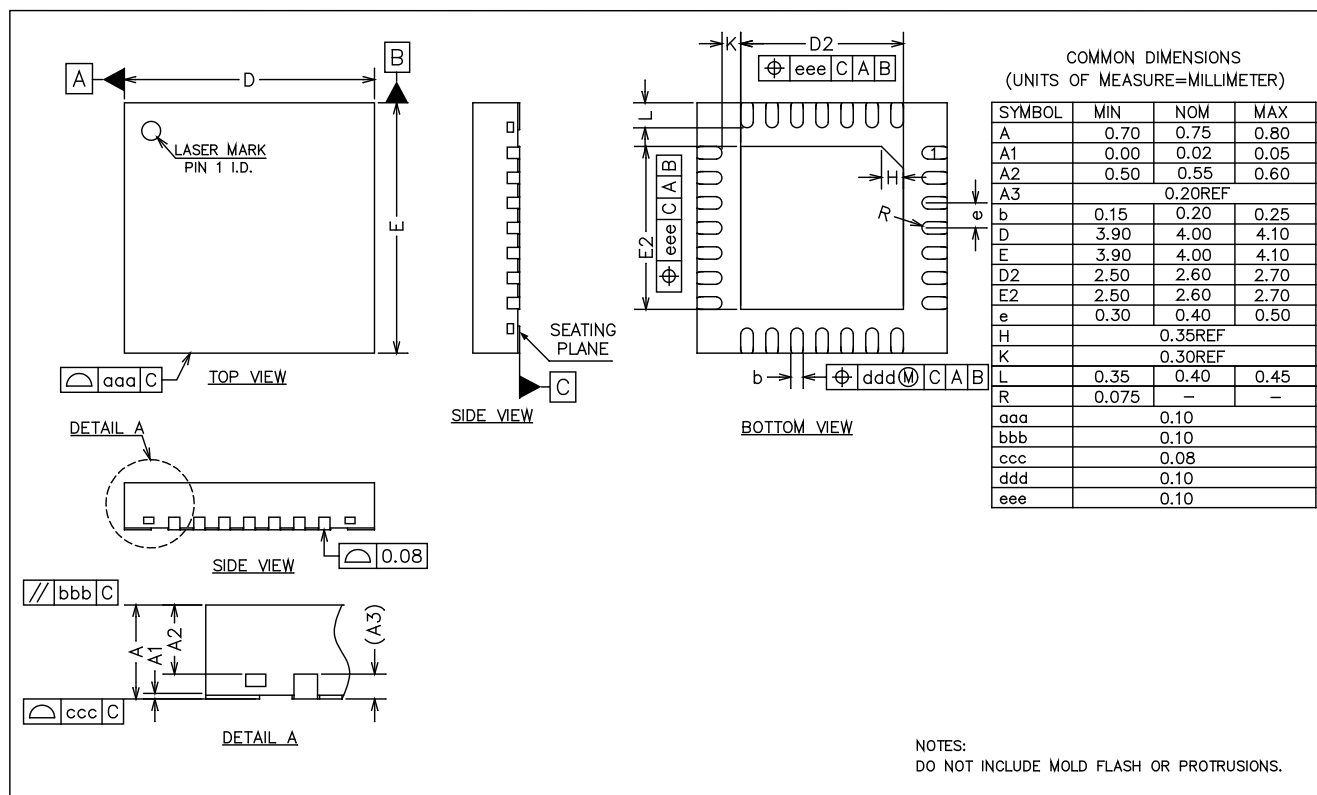
3 Package

3.1 QFN28

3.1.1 QFN28 pinout

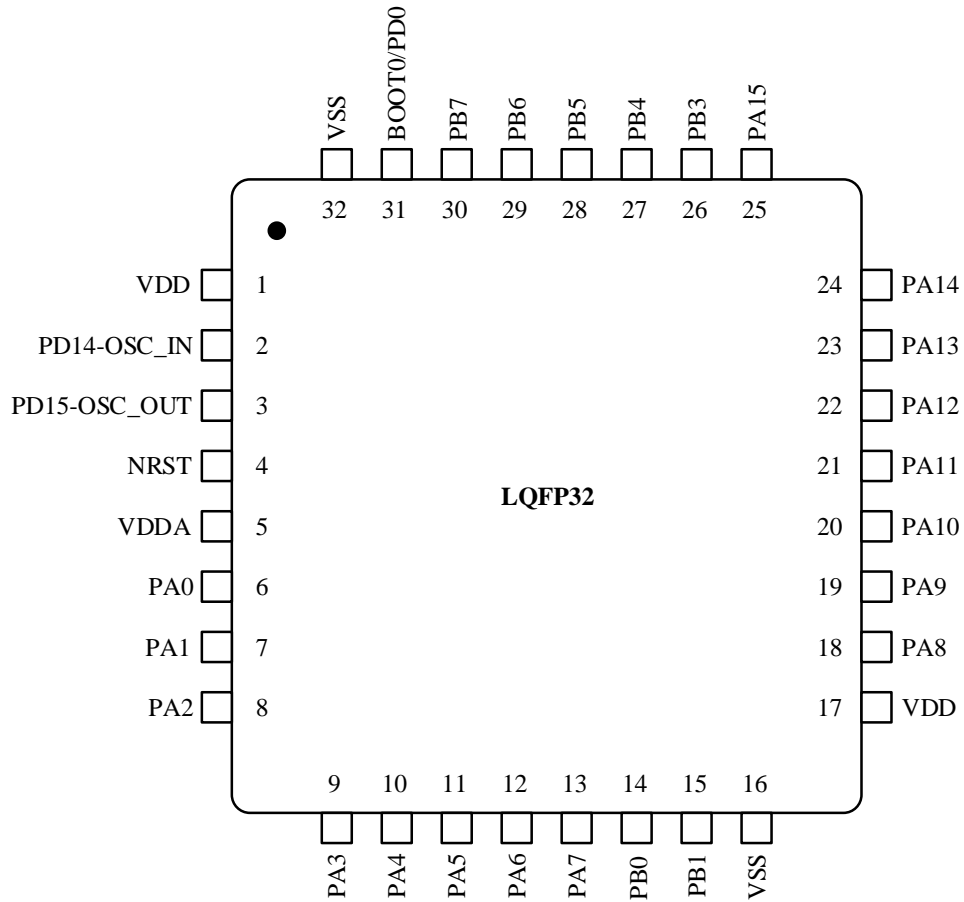


3.1.2 QFN28(4mm x 4mm) package

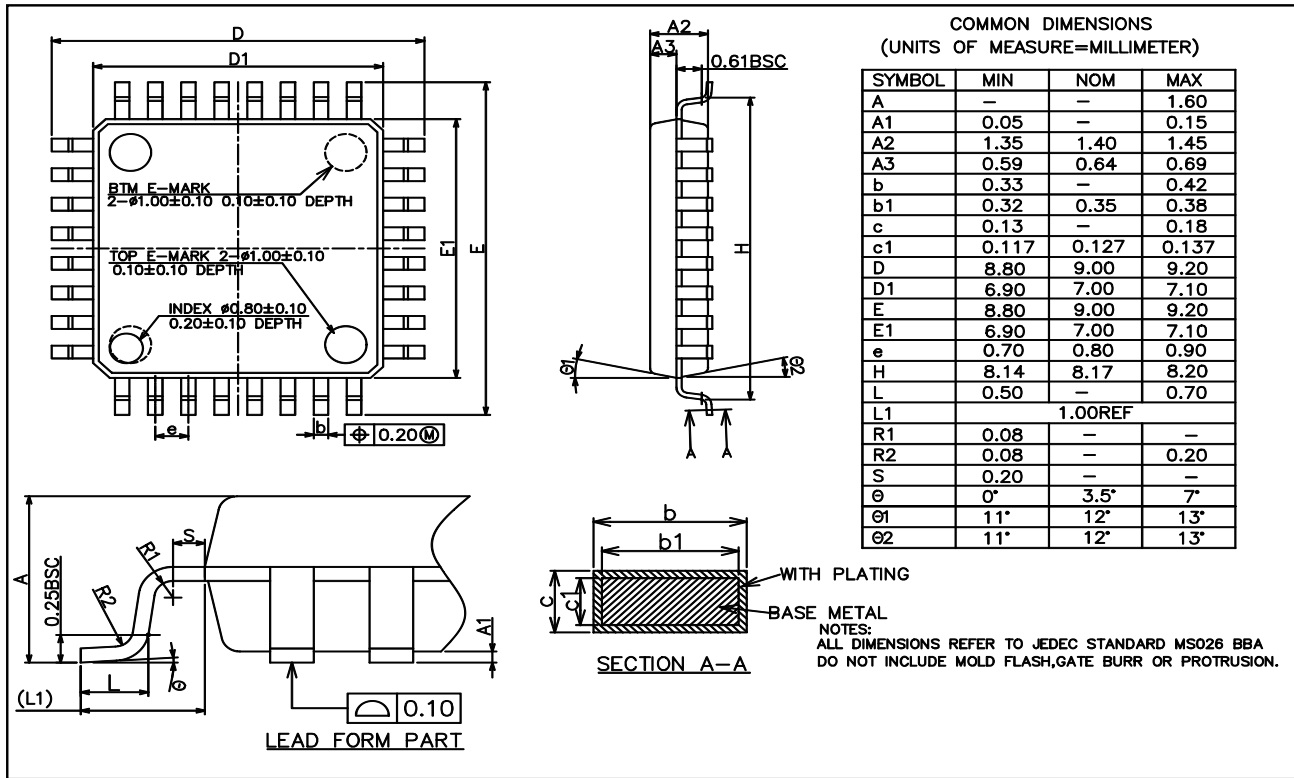


3.2 LQFP32

3.2.1 LQFP32 pinout

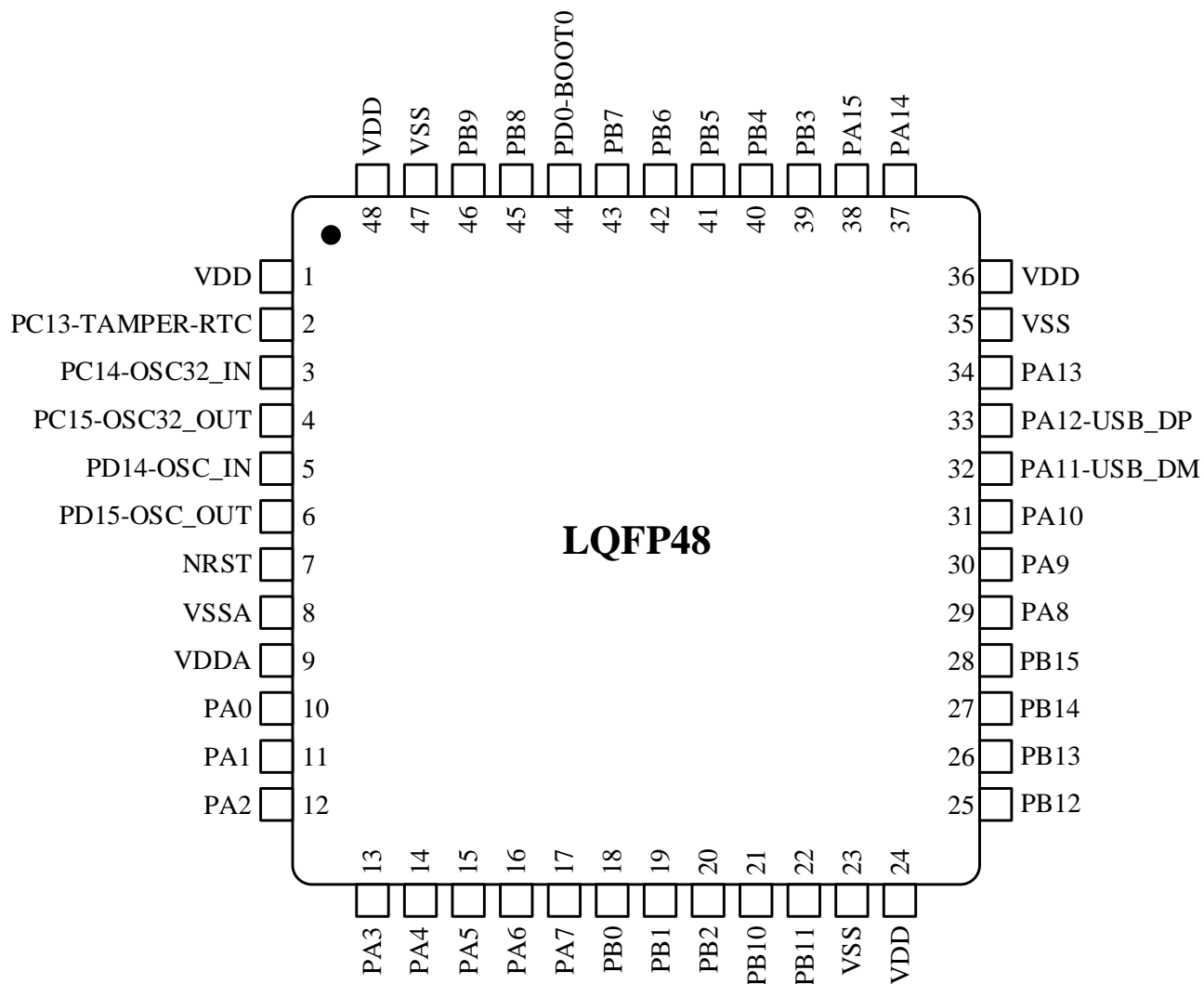


3.2.2 LQFP32(7mm x 7mm) package

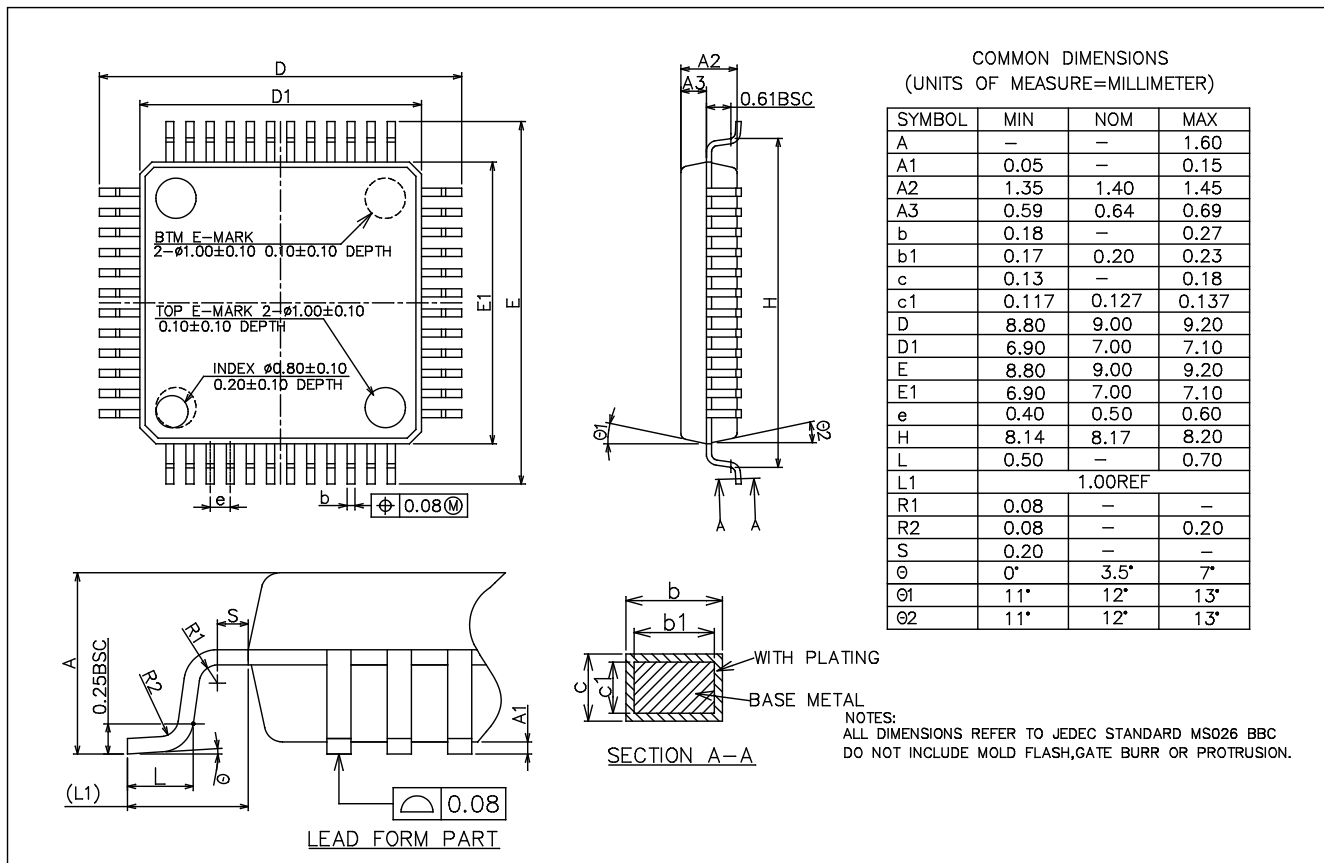


3.3 LQFP48

3.3.1 LQFP48 pinout

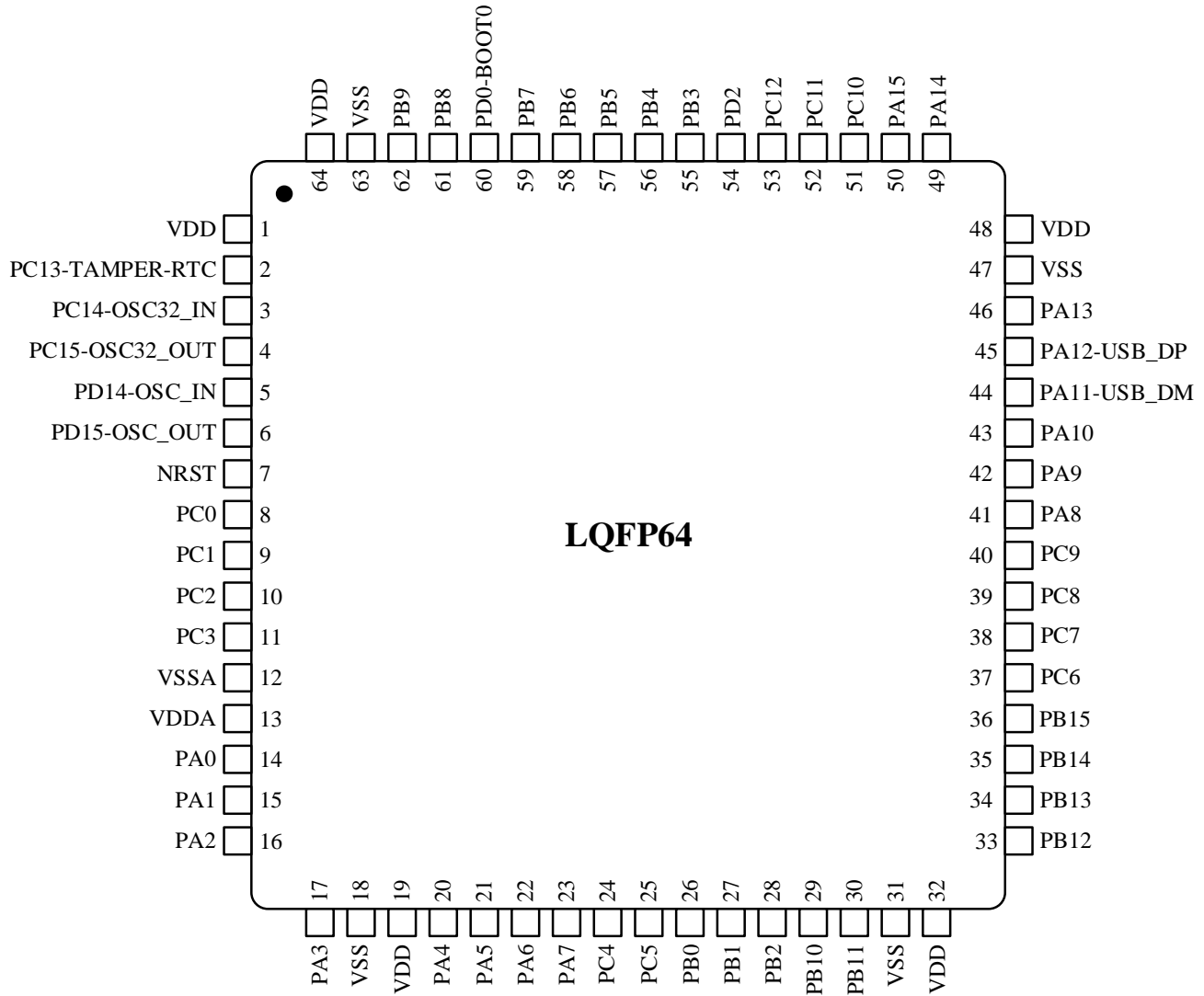


3.3.2 LQFP48(7mm x 7mm) package

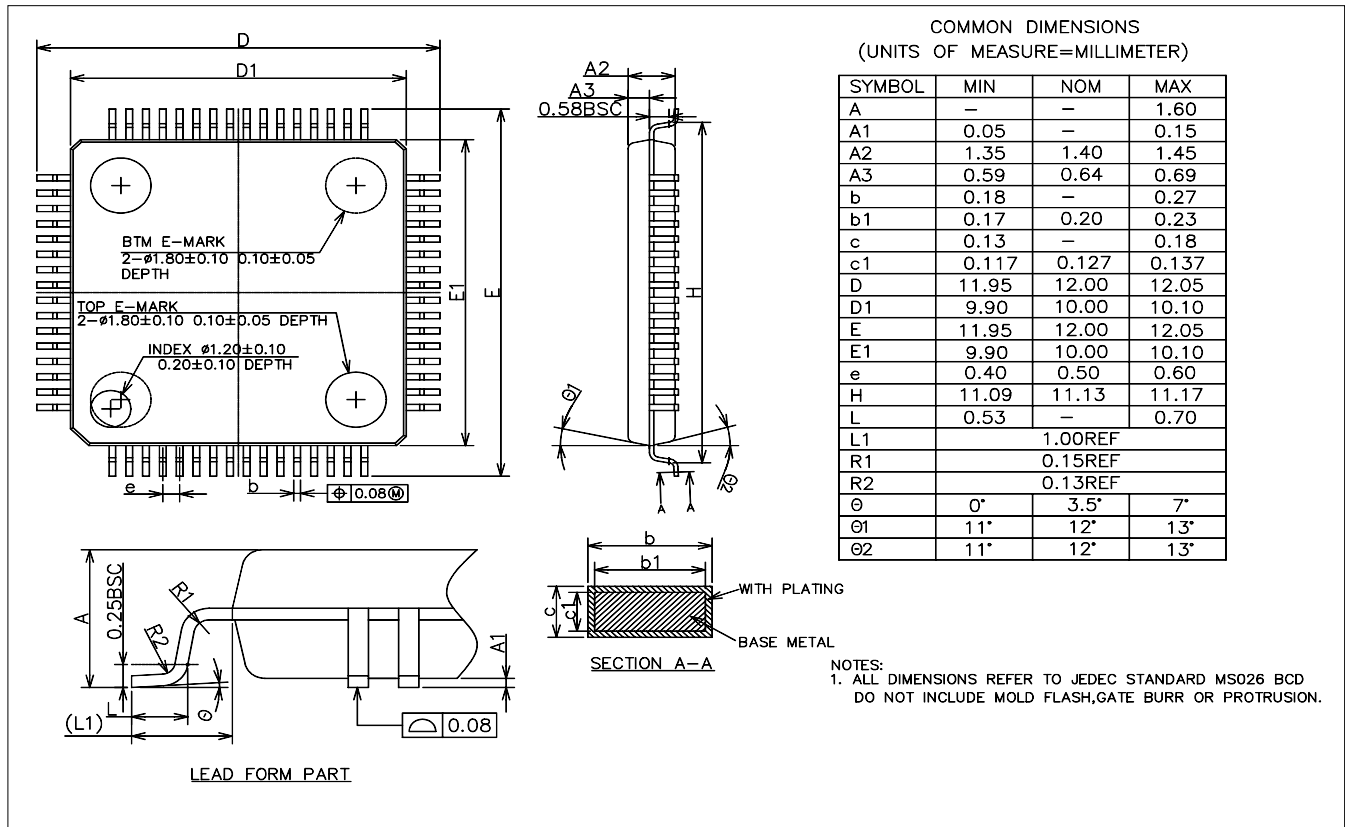


3.4 LQFP64 package

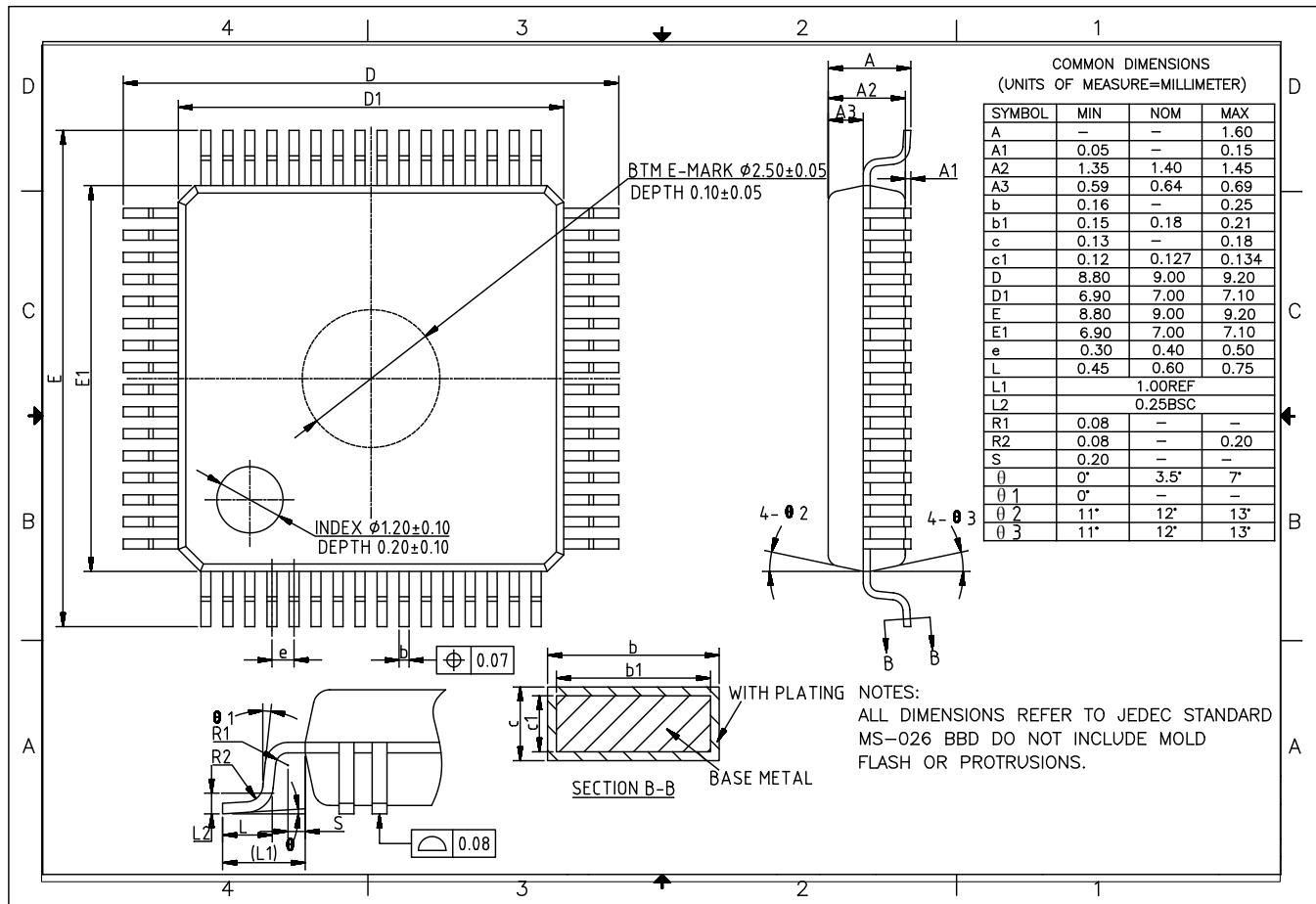
3.4.1 LQFP64 pinout



3.4.2 LQFP64(10mm x 10mm) package



3.4.3 LQFP64(7mm x 7mm) package



4 Version history

Version	Date	Note
V1.0	2020.6.12	Initial release
V1.1	2020.9.12	1. Updated product model resource configuration
V1.2	2021.4.14	1. Added N32G435G8Q7 model 2. Add LQFP64 (7mmx7mm) model and package size
V1.3	2021.7.6	1. Modify the description of low power
V2.0.0	2024.07.18	1. Add Table 1-1 N32G435 Series Ordering Code

5 Notice

This document is the exclusive property of Nations Technologies Inc. (Hereinafter referred to as NATIONS). This document, and the product of NATIONS described herein (Hereinafter referred to as the Product) are owned by NATIONS under the laws and treaties of the People's Republic of China and other applicable jurisdictions worldwide. NATIONS does not grant any license under its patents, copyrights, trademarks, or other intellectual property rights. Names and brands of third party may be mentioned or referred thereto (if any) for identification purposes only. NATIONS reserves the right to make changes, corrections, enhancements, modifications, and improvements to this document at any time without notice. Please contact NATIONS and obtain the latest version of this document before placing orders.

Although NATIONS has attempted to provide accurate and reliable information, NATIONS assumes no responsibility for the accuracy and reliability of this document.

It is the responsibility of the user of this document to properly design, program, and test the functionality and safety of any application made of this information and any resulting product. In no event shall NATIONS be liable for any direct, indirect, incidental, special, exemplary, or consequential damages arising in any way out of the use of this document or the Product.

NATIONS Products are neither intended nor warranted for usage in systems or equipment, any malfunction or failure of which may cause loss of human life, bodily injury or severe property damage. Such applications are deemed, "Insecure Usage".

Insecure usage includes, but is not limited to: equipment for surgical implementation, atomic energy control instruments, airplane or spaceship instruments, all types of safety devices, and other applications intended to support or sustain life.

All Insecure Usage shall be made at user's risk. User shall indemnify NATIONS and hold NATIONS harmless from and against all claims, costs, damages, and other liabilities, arising from or related to any customer's Insecure Usage. Any express or implied warranty with regard to this document or the Product, including, but not limited to, the warranties of merchantability, fitness for a particular purpose and non-infringement are disclaimed to the fullest extent permitted by law.

Unless otherwise explicitly permitted by NATIONS, anyone may not use, duplicate, modify, transcribe or otherwise distribute this document for any purposes, in whole or in part.